

LED Headlights - Model 8700 Evo 2 Dual Burn

PRODUCT INFORMATION

Description	12-24V ECE LED LHT High & Low Beam Heated Headlight with Chrome Inner Bezel - Single Light
Height	176.53 mm / 6.95 in
Width	176.53 mm / 6.95 in
Depth	99.82 mm / 3.93 in
Shape	Round
Outer Lens Material	Polycarbonate
Outer Lens Color	Clear
Housing Material	Aluminum
Housing Color	Grey
Bezel Color	Chrome
Retrofits	2S1 "PAR56" or 7" round headlights
Minimum Operating Temperature	-40 °C / -40 °F
Maximum Operating Temperature	65 °C / 149 °F
Connector or Wiring	H4
Mating Connector	H4 AMP#172615-2
Product Weight	2.31 lbs / 1.05 kgs
Shipping Weight	3.35 lbs / 1.52 kgs



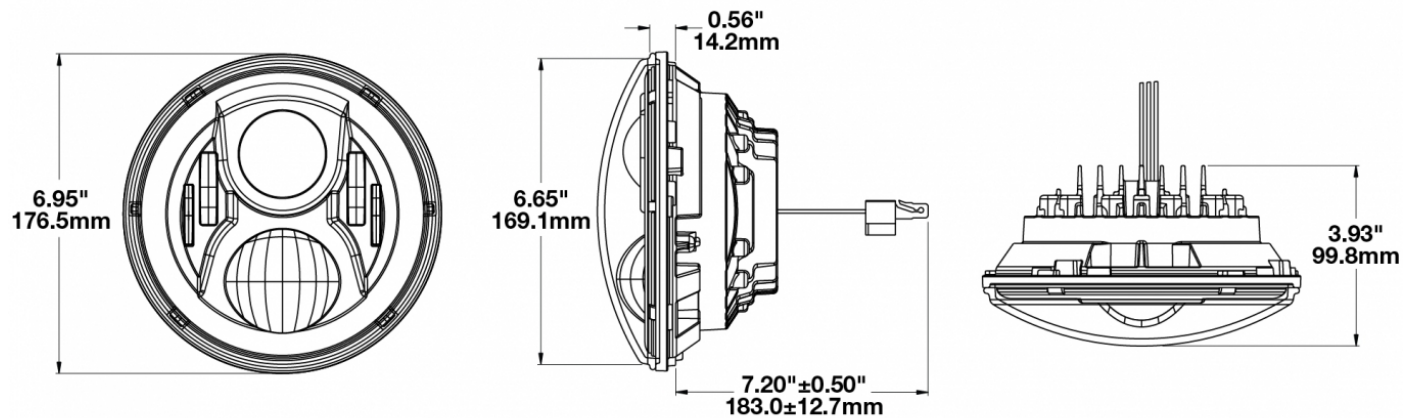
Print date: 2020-10-28

© 2020 J.W. Speaker Corporation • Germantown, WI U.S.A.
www.jwspeaker.com • speaker@jwspeaker.com • 262.251.6660

J.W. SPEAKER®
Engineered. Lighting. Solutions.

LED Headlights - Model 8700 Evo 2 Dual Burn

PRODUCT DIMENSIONS



ELECTRICAL SPECIFICATIONS


Input Voltage	12-24V DC
Operating Voltage	9-32V DC
Transient Spike Protection	150V Peak @ 1 HZ-100 Pul
Black Wire	Ground
Yellow Wire	Low Beam
White Wire	High Beam
Red Wire	Front Position
Blue Wire	DRL
Current Draw	4.20A @ 12V DC (High Beam) 2.00A @ 12V DC (Low Beam) 2.30A @ 24V DC (High Beam) 1.10A @ 24V DC (Low Beam) 1.60A @ 12V DC (DRL) 0.80A @ 24V DC (DRL) 0.16A @ 12V DC (Front Position) 0.10A @ 24V DC (Front Position)

Print date: 2020-10-28

© 2020 J.W. Speaker Corporation • Germantown, WI U.S.A.
 www.jwspeaker.com • speaker@jwspeaker.com • 262.251.6660

LED Headlights - Model 8700 Evo 2 Dual Burn

REGULATORY STANDARDS COMPLIANCE



Buy America Standards

FMVSS 108 s10.1 (Table XIX)

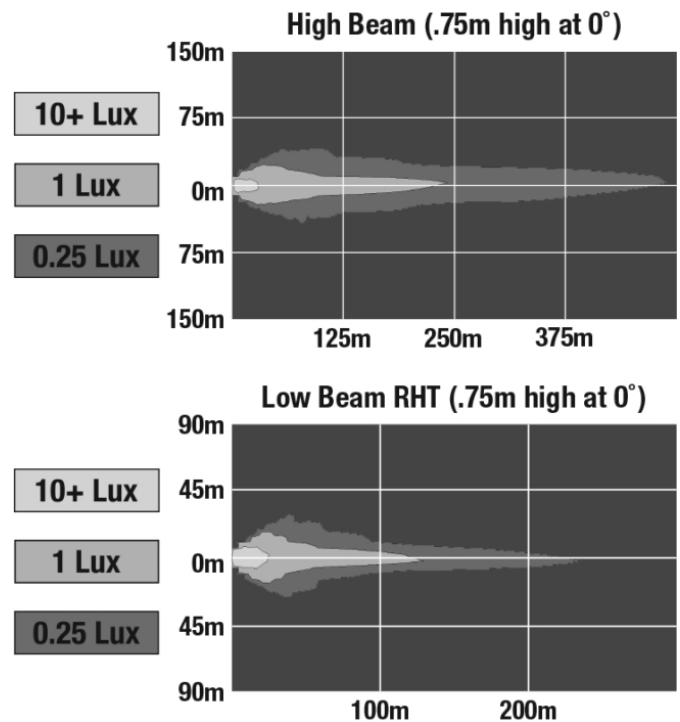
IEC IP67

Eco Friendly

FMVSS 108 s10.1 (Table XVIII)

PHOTOMETRIC SPECIFICATIONS

Raw Lumen Output	3,200 (High Beam); 1,770 (Low Beam)
Effective Lumen Output	1,260 (High Beam); 750 (Low Beam)
Candela Output	54,000 (High Beam) 35,003 (Low Beam)
Nominal LED Color Temperature	5000 K
Beam Pattern(s)	Forward Lighting - Daytime Running Light Forward Lighting - High Beam (ECE) Forward Lighting - Low Beam (ECE Left Hand) Signalization - Front Position



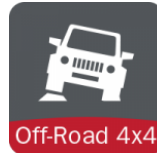
Print date: 2020-10-28

© 2020 J.W. Speaker Corporation • Germantown, WI U.S.A.

www.jwspeaker.com • speaker@jwspeaker.com • 262.251.6660

LED Headlights - Model 8700 Evo 2 Dual Burn

APPLICATIONS



ADDITIONAL INFORMATION

This light has been updated with Dual Burn™ high beam optics.

This technology combines your high and low beam when turning on your high beam, providing the driver with both widespread visibility along with a powerful punch of light down the road.



LOW BEAM



**STANDARD
HIGH BEAM**



**DUAL BURN™
HIGH BEAM**

Installation:

Headlight must be securely mounted and properly aimed such that the beam pattern cut off line complies with all applicable regulations. If you are not familiar with the legal requirements for aiming your headlights, please see a professional service provider. We recommend that headlights are aimed with a headlight aiming system for proper alignment.

Print date: 2020-10-28

© 2020 J.W. Speaker Corporation • Germantown, WI U.S.A.
www.jwspeaker.com • speaker@jwspeaker.com • 262.251.6660

J.W. SPEAKER®
Engineered. Lighting. Solutions.

LED Headlights - Model 8700 Evo 2 Dual Burn

PRODUCT WARNINGS

For California residents:

⚠ **WARNING:** Cancer and reproductive harm - www.P65Warnings.ca.gov.

⚠ **AVERTISSEMENT:** Cancer et effet nocif sur la reproduction - www.P65Warnings.ca.gov.

ACCESSORIES



Part Number
8000381

H4/H4 Anti-Flicker
Harness for J.W.
Speaker LED
headlights



Part Number
3156351

Mounting Ring Kit for
7" Round (PAR56)
Headlights



Part Number
3266081

Jumper Harness
H4/H13 for 8700
Evolution & 8710
Series



Part Number
8000311

Anti-Flicker Harness
H4/H13 for 8700
Evolution Series
Headlights



Part Number
8200411

Wire Harness H4 for 7"
Round (PAR56)
Headlights

LED Headlights - Model 8700 Evo 2 Dual Burn

RELATED PRODUCTS



Part Number
0554941

12-24V DOT LED High & Low Beam Headlight with Black Inner Bezel - Single Light



Part Number
0554961

12-24V DOT LED High & Low Beam Headlight with Chrome Inner Bezel - Single Light



Part Number
0554981

12-24V DOT LED High & Low Beam Headlight with Black Inner Bezel & Mounting Ring - Single Light



Part Number
0554991

12-24V DOT LED High & Low Beam Headlight with Chrome Inner Bezel & Mounting Ring - Single Light



Part Number
0556291

8700 EVO2-H 12/24, DOT, CHROME



Part Number
0556301

12-24V DOT LED High & Low Beam Heated Headlight with Chrome Inner Bezel - Single Light



Part Number
0556311

12-24V ECE LED RHT High & Low Beam Heated Headlight with Black Inner Bezel - Single Light



Part Number
0556321

12-24V ECE LED LHT High & Low Beam Heated Headlight with Black Inner Bezel - Single Light